



(1) (a) Statement showing Shareholding Pattern


Name of the Company: Speciality Restaurants Limited		BSE- SPECIALITY , NSE- ; Equity		
Scrip Code, Name of the scrip, class of security: 534425				
Quarter ended: 30.06.2012				
	Partly paid-up shares:-	No. of partly paid-up shares	As a % of total no. of partly paid-up shares	As a % of total no. of shares of the company
Held by Promoter / Promoter Group	0	0	0.00	0.00
Held by public	0	0	0.00	0.00
Total	0	0	0.00	0.00
	Outstanding convertible securities:-	No. of outstanding securities	As a % of total No. of outstanding convertible securities	As a % of total no. of shares of the company, assuming full conversion of the convertible securities
Held by Promoter / Promoter Group	0	0	0.00	0.00
Held by public	0	0	0.00	0.00
Total	0	0	0.00	0.00
	Warrants:-	No. of warrants	As a % of total no. of warrants	As a % of total no. of shares of the company, assuming full conversion of warrants
Held by Promoter / Promoter Group	0	0	0.00	0.00
Held by public	0	0	0.00	0.00
Total	0	0	0.00	0.00
Total paid-up capital of the company assuming full conversion of warrants and convertible securities		46957657		




Category Code	Category of shareholder	Number of shareholders	Total number of shares	Number of shares held in dematerialised form	Total shareholding as a percentage of total number of shares		Shares pledged or otherwise encumbered	
					As a percentage of (A+B) (VI)	As a percentage of (A+B+C) (VII)		
(I)	(II)	(III)	(IV)	(V)	(VI)	(VII)	(VIII)	(IX) = (VIII)/(IV)*100
(A)	Promoter and Promoter Group							
1	Indian							
(a)	Individuals/Hindu Undivided Family	2	28499905	28499905	60.69	60.69	0.00	0.00
(b)	Central Government/State Government(s)	0	0	0	0.00	0.00	0.00	0.00
(c)	Bodies Corporate	0	0	0	0.00	0.00	0.00	0.00
(d)	Financial Institutions / Banks	0	0	0	0.00	0.00	0.00	0.00
(e)	Any Other (specify)	0	0	0	0.00	0.00	0.00	0.00
	Relatives of Promoters	3	57	57	0.00	0.00	0.00	0.00
	Sub Total (A)(1)	5	28499962	28499962	60.69	60.69	0.00	0.00
2	Foreign							
(a)	Individuals (Non-Resident Individuals/Foreign Individuals)	0	0	0	0.00	0.00	0.00	0.00
(b)	Bodies Corporate	0	0	0	0.00	0.00	0.00	0.00
(c)	Institutions	0	0	0	0.00	0.00	0.00	0.00
(d)	Qualified Foreign Investors	0	0	0	0.00	0.00	0.00	0.00
(e)	Any Other (specify)	0	0	0	0.00	0.00	0.00	0.00
	Sub Total (A)(2)	0	0	0	0.00	0.00	0.00	0.00
	Total Shareholding of Promoter and Promoter Group (A)=(A)(1)+(A)(2)	5	28499962	28499962	60.69	60.69	0.00	0.00
(B)	Public shareholding							
1	Institutions							
(a)	Mutual Funds/UTI	20	4671019	4671019	9.95	9.95	-	-
(b)	Financial Institutions / Banks	0	0	0	0.00	0.00	-	-
(c)	Central Government/State Government(s)	0	0	0	0.00	0.00	-	-




(d)	Venture Capital Funds	1	364995	364995	0.78	0.78	-
(e)	Insurance Companies	0	0	0	0.00	0.00	-
(f)	Foreign Institutional Investors	6	2475294	2475294	5.27	5.27	-
(g)	Foreign Venture Capital Investors	0	0	0	0.00	0.00	-
(h)	Qualified Foreign Investors	0	0	0	0.00	0.00	-
(i)	Any Other (specify)	0	0	0	0.00	0.00	-
	Sub Total (B) (1)	27	7511308	7511308	16.00	16.00	-



2	Non-institutions								
(a)	Bodies Corporate	290	2856476	1146476	6.08	6.08	-	-	
(b) (i)	Individuals - shareholders holding nominal share capital up to Rs 1 Lakh	5016	1453592	1453592	3.10	3.10	-	-	
(ii)	Individual shareholders holding nominal share capital in excess of Rs. 1 Lakh	27	1439229	1439229	3.06	3.06	-	-	




Category code	Category of shareholder	Number of shareholders	Total number of shares	Number of shares held in dematerialised form	Total shareholding as a percentage of total number of shares		Shares pledged or otherwise encumbered	
					As a percentage of (A+B) (VI)	As a percentage of (A+B+C) (VII)	Number of shares (VIII)	As a percentage (IX) = (VIII)/(IV)*100
(I)	(II)	(III)	(IV)	(V)	(VI)	(VII)	(VIII)	(IX)
(c)	Qualified Foreign Investors	0	0	0	0.00	0.00	-	-
(d)	Any Other							
i	Non Resident Indians (Repatriation)	40	16460	16460	0.04	0.04	-	-
ii	Non Resident Indians (Non Repatriation)	20	41999	41999	0.09	0.09	-	-
iii	Foreign Companies	1	4997640	4997640	10.64	10.64	-	-
iv	Clearing Member	215	138412	138412	0.29	0.29	-	-
vi	Director / Relative of Director	2	2579	2579	0.01	0.01	-	-
	Sub Total (B)(2)	5611	10946387	9236387	23.31	23.31	-	-
	Total Public Shareholding Public Group (B)=(B)(1)+(B)(2)	5638	18457695	16747695	39.31	39.31	NA	NA
	Total (A)+(B)	5643	46957657	45247657	100.00	100.00		
(C)	Shares held by custodians and against which Depository Receipts have been issued							
i	Promoter and Promoter group	0	0	0	0.00	0.00	0.00	0.00
ii	Public	0	0	0	0.00	0.00	0.00	0.00
	Sub Total (C)	0	0	0	0.00	0.00	0.00	0.00
	GRAND TOTAL (A)+(B)+(C)	5643	46957657	45247657	100.00	100.00	0.00	0.00



(1)(b) Statement showing holding of securities (including shares, warrants, convertible securities) of persons belonging to the category "Promoter and Promoter Group"
 Sr. No. Name of the shareholder

(I)	(II)	(III)	(IV)	(V)	(VI)=(V)/(I)*100	(VII)	Details of warrants		Details of convertible securities		Total shares (including underlying shares assuming full conversion of warrants and securities) as a % of diluted share capital
							Number of shares held	As a % of grand total (A)+(B)+(C)	Number of warrants held	As a % of total number of warrants of the same class	
1	ANJAN SNEHAMOY CHATTERJEE (AABPC1526A)	16529905	35.20	0	0.00	0.00	0	0.00	0	0.00	35.20
2	SUCHHANDA ANJAN CHATTERJEE (AADPC1258M)	11970000	25.49	0	0.00	0.00	0	0.00	0	0.00	25.49
3	AVIK ANJAN CHATTERJEE (AABPC1530E)	19	0.00	0	0.00	0.00	0	0.00	0	0.00	0.00
4	HARSHITA ANJAN CHATTERJEE (AABPC1531F)	19	0.00	0	0.00	0.00	0	0.00	0	0.00	0.00
5	NELLIE SEN (CXTPS6907A)	19	0.00	0	0.00	0.00	0	0.00	0	0.00	0.00
	TOTAL	28499962	60.69	0	0.00	0.00	0	0.00	0	0.00	60.69




(1)(c)(i)

Statement showing holding of securities (including shares, warrants, convertible securities) of persons belonging to the category "Public" and holding more than 1% of the total number of shares


Sr. No.	Name of the shareholder	Number of shares held	Shares as a percentage of total number of shares i.e., Grand Total (A)+(B)+(C) indicated in Statement at para (1)(a) above]	Details of warrants held	As a % of total number of warrants of the same class	Number of convertible securities held	% w.r.t total number of convertible securities of the same class	Total shares (including underlying shares assuming full conversion of warrants and convertible securities) as a % of diluted share capital
1	SAIF III MAURITIUS COMPANY LIMITED	4997640	10.64	0.00	0.00	0.00	0.00	10.64
2	RELIANCE CAPITAL TRUSTEE CO. LTD A/C RELIANCE EQUITY OPPORTUNITIES FUND	1058571	2.25	0.00	0.00	0.00	0.00	2.25
3	RELIANCE CAPITAL TRUSTEE CO LTD A/C-RELIANCE REGULAR SAVINGS FUND-EQUITY OPTION	699880	1.49	0.00	0.00	0.00	0.00	1.49
4	RELIANCE CAPITAL TRUSTEE CO.LTD - A/C RELIANCE TAX SAVER (ELSS) FUND	492608	1.05	0.00	0.00	0.00	0.00	1.05
5	GLIX SECURITIES PRIVATE LIMITED	1720602	3.66	0.00	0.00	0.00	0.00	3.66
6	HSBC GLOBAL INVESTMENT FUNDS A/C HSBC GLOBAL INVESTMENT FUNDS MAURITIUS LIMITED	1228669	2.62	0.00	0.00	0.00	0.00	2.62
7	SBI MAGNUM BALANCED/GLOBAL FUND (AABTS64070)	1188114	2.53	0.00	0.00	0.00	0.00	2.53
8	AZIM HASHAM PREMI	634346	1.35	0.00	0.00	0.00	0.00	1.35
	TOTAL	12020430	25.60	0.00	0.00	0.00	0.00	25.60




Sr. No.	Name(s) of the shareholder(s) and the Persons Acting in Concert (PAC) with them	Number of shares	Shares as a percentage of total number of shares i.e., Grand Total (A)+(B)+(C) indicated in Statement at para (I)(a) above]	Details of warrants	As a % total number of warrants of the same class	Details of convertible securities	% w.r.t total number of convertible securities of the same class	Total shares (including underlying shares assuming full conversion of warrants and convertible securities) as a % of diluted share capital
1	SAIF III MAURITIUS COMPANY LIMITED	4997640	10.64	Number of warrants	0.00	Number of convertible securities held	0.00	10.64
TOTAL		4997640	10.64	0.00	0.00	0.00	0.00	10.64



(1)(d) Statement showing details of locked-in shares			
Sr. No.	Name of the shareholder	Number of Locked in Shares	Locked-in shares as a percentage of total number of shares [i.e., Grand Total (A)+(B)+(C) indicated in Statement at para (1)(a) above]
1	ANJAN SNEHAMOY CHATTERJEE - PROMOTER	16529905	35.20
2	AVIK ANJAN CHATTERJEE- RELATIVES OF PROMOTER	19	0.00
3	BISWAJIT MUKHOPADHYAY- PUBLIC	19	0.00
4	GLIX SECURITIES PVT. LTD - OTHER BODIES CORPORATE	1710000	3.64
5	GLIX SECURITIES PVT. LTD.- OTHER BODIES CORPORATE	10602	0.02
6	HARSHITA ANJAN CHATTERJEE- RELATIVES OF PROMOTERS	19	0.00
7	INDRANIL ANANDA CHATTERJEE- DIRECTOR	19	0.00
8	NELLIE SEN- RELATIVES OF PROMOTERS	19	0.00
9	SAIF III MAURITIUS COMPANY LIMITED - FOREIGN COMPANY	4997640	10.64
10	SUCHHANDA ANJAN CHATTERJEE - PROMOTER	11970000	25.49
TOTAL		35218242	75.00



(II)(a)	Statement showing details of Depository Receipts (DRs)	Sr. No.	Type of outstanding DR (ADRs, GDRs, SDRs, etc.)	Number of outstanding DRs	Number of shares underlying outstanding DRs	Shares underlying outstanding DRs as a percentage of total number of shares (i.e., Grand Total (A)+(B)+(C) indicated in Statement at para (I)(a) above)
1	NIL	NIL	NIL	NIL	NIL	NIL
	TOTAL	NIL	NIL	NIL	NIL	NIL



Statement showing holding of Depository Receipts (DRs), where underlying shares held by "Promoter/ Promoter Group" are in excess of 1% of the total number of shares
(II) (b)

Sr. No.	Name of the DR Holder	Type of outstanding DR (ADRs, GDRs, SDRs, etc.)	Number of shares underlying outstanding DRs	Shares underlying outstanding DRs as a percentage of total number of shares [i.e., Grand Total (A) + (B) + (C) indicated in Statement at para (I)(a) above]
1	NIL	NIL	NIL	NIL
	TOTAL	NIL	NIL	NIL

