

## (1) (a) Statement showing Shareholding Pattern


Name of the Company: <b>Speciality Restaurants Limited</b>		BSE- 534425 , NSF- SPECIALITY ; Equity		
Scrip Code, Name of the scrip, class of security:				
Quarter ended: 29.09.2012				
Partly paid-up shares:-	No. of partly paid-up shares	As a % of total no. of partly paid-up shares	As a % of total no. of shares of the company	
Held by Promoter / Promoter Group	0	0.00	0.00	
Held by public	0	0.00	0.00	
<b>Total</b>	<b>0</b>	<b>0.00</b>	<b>0.00</b>	
Outstanding convertible securities:-	No. of outstanding securities	As a % of total No. of outstanding convertible securities	As a % of total no. of shares of the company, assuming full conversion of the convertible securities	
Held by Promoter / Promoter Group	0	0.00	0.00	
Held by public	0	0.00	0.00	
<b>Total</b>	<b>0</b>	<b>0.00</b>	<b>0.00</b>	
Warrants:-	No. of warrants	As a % of total no. of warrants	As a % of total no. of shares of the company, assuming full conversion of warrants	
Held by Promoter / Promoter Group	0	0.00	0.00	
Held by public	0	0.00	0.00	
<b>Total</b>	<b>0</b>	<b>0.00</b>	<b>0.00</b>	
Total paid-up capital of the company assuming full conversion of warrants and convertible securities				46957657



Category Code	Category of shareholder	Number of shareholders	Total number of shares	Number of shares held in dematerialised form	Total shareholding as a percentage of total number of shares		Shares pledged or otherwise encumbered	
					As a percentage of (A+B) (VI)	As a percentage of (A+B+C) (VII)	Number of shares (VIII)	As a percentage (IX) = (VIII)/(IV)*100
(I)	(II)	(III)	(IV)	(V)	(VI)	(VII)	(VIII)	(IX)
(A)	Promoter and Promoter Group							
1	Indian							
(a)	Individuals/Hindu Undivided Family	2	28499905	28499905	60.69	60.69	0	0.00
(b)	Central Government/State Government(s)	0	0	0	0.00	0.00	0	0.00
(c)	Bodies Corporate	0	0	0	0.00	0.00	0	0.00
(d)	Financial Institutions / Banks	0	0	0	0.00	0.00	0	0.00
(e)	Any Other (specify)	0	0	0	0.00	0.00	0	0.00
	Relatives of Promoters	3	57	57	0.00	0.00	0	0.00
	Sub Total (A)(1)	5	28499962	28499962	60.69	60.69	0	0.00
2	Foreign							
(a)	Individuals (Non-Resident Individuals/Foreign Individuals)	0	0	0	0.00	0.00	0	0.00
(b)	Bodies Corporate	0	0	0	0.00	0.00	0	0.00
(c)	Institutions	0	0	0	0.00	0.00	0	0.00
(d)	Qualified Foreign Investors	0	0	0	0.00	0.00	0	0.00
(e)	Any Other (specify)	0	0	0	0.00	0.00	0	0.00
	Sub Total (A)(2)	0	0	0	0.00	0.00	0	0.00
	Total Shareholding of Promoter and Promoter Group (A)=(A)(1)+(A)(2)	5	28499962	28499962	60.69	60.69	0	0.00
(B)	Public shareholding							
1	Institutions							
(a)	Mutual Funds/UTI	11	3994584	3994584	8.51	8.51	-	-
(b)	Financial Institutions / Banks	0	0	0	0.00	0.00	-	-
(c)	Central Government/State Government(s)	0	0	0	0.00	0.00	-	-




(d)	Venture Capital Funds	1	364995	364995	0.78	0.78	-	-
(e)	Insurance Companies	0	0	0	0.00	0.00	-	-
(f)	Foreign Institutional Investors	10	2792131	2792131	5.95	5.95	-	-
(g)	Foreign Venture Capital Investors	0	0	0	0.00	0.00	-	-
(h)	Qualified Foreign Investors	0	0	0	0.00	0.00	-	-
(i)	Any Other (specify)	0	0	0	0.00	0.00	-	-
	<b>Sub Total (B) (1)</b>	<b>22</b>	<b>7151710</b>	<b>7151710</b>	<b>15.23</b>	<b>15.23</b>	-	-



2	<b>Non-institutions</b>												
(a)	Bodies Corporate	395	2536392	826392	5.40	5.40	-	-	-	-	-	-	-
(b) (i)	Individuals - shareholders holding nominal share capital up to Rs 1 Lakh	8464	2291559	2291555	4.88	4.88	-	-	-	-	-	-	-
(ii)	Individual shareholders holding nominal share capital in excess of Rs. 1 Lakh	25	1169444	1169444	2.49	2.49	-	-	-	-	-	-	-

Category code	Category of shareholder	Number of shareholders	Total number of shares	Number of shares held in dematerialised form	Total shareholding as a percentage of total number of shares		Shares pledged or otherwise encumbered	
					As a percentage of (A+B) (VI)	As a percentage of (A+B+C) (VII)	Number of shares (VIII)	As a percentage (IX) = (VIII)/(IV)*100
(I)	(II)	(III)	(IV)	(V)	(VI)	(VII)	(VIII)	(IX)
(c)	Qualified Foreign Investors	0	0	0	0.00	0.00	-	-
(d)	Any Other							
i	Non Resident Indians (Repatriated)	157	103298	103298	0.22	0.22	-	-
ii	Non Resident Indians (Non Repatriated)	49	71471	71471	0.15	0.15	-	-
iii	Foreign Companies	1	4997640	4997640	10.64	10.64	-	-
iv	Clearing Member	191	133602	133602	0.28	0.28	-	-
vi	Director / Relative of Director	2	2579	2579	0.01	0.01	-	-
	Sub Total (B)(2)	9284	11305985	9595981	24.08	24.08	-	-
	Total Public Shareholding Public Group (B)=(B)(1)+(B)(2)	9306	18457695	16747691	39.31	39.31	NA	NA
	Total (A)+(B)	9311	46957657	45247653	100.00	100.00		
(C)	Shares held by custodians and against which Depository Receipts have been issued							
i	Promoter and Promoter group	0	0	0	0.00	0.00	0	0.00
ii	Public	0	0	0	0.00	0.00	0	0.00
	Sub Total (C)	0	0	0	0.00	0.00	0	0.00
	GRAND TOTAL (A)+(B)+(C)	9311	46957657	45247653	100.00	100.00	0.00	0.00



## (1)(b) Statement showing holding of securities (including shares, warrants, convertible securities) of persons belonging to the category "Promoter and Promoter Group"

Sr. No.	Name of the shareholder	Details of Shares held		Encumbered shares			Details of warrants		Details of convertible securities		Total shares (including underlying shares assuming full conversion of warrants and convertible securities) as a % of diluted share capital
		Number of shares held	As a % of grand total (A)+(B)+(C)	No.	As a percentage (VI)=(V)/(II)*100	As a % of grand total (A)+(B)+(C) of sub-clause (I)(a)	Number of warrants held	As a % total number of warrants of the same class	Number of convertible securities held	As a % total number of convertible securities of the same class	
(I)	(II)	(III)	(IV)	(V)	(VI)=(V)/(II)*100	(VII)	(VIII)	(IX)	(X)	(XI)	(XII)
1	ANJAN SNEHAMOY CHATTERJEE (AABPCC1526A)	16529905	35.20	0	0.00	0.00	0	0.00	0	0.00	35.20
2	SUCHHANDA ANJAN CHATTERJEE (AADPCC1258M)	11970000	25.49	0	0.00	0.00	0	0.00	0	0.00	25.49
3	AVIK ANJAN CHATTERJEE (AABPCC1530E)	19	0.00	0	0.00	0.00	0	0.00	0	0.00	0.00
4	HARSHITA ANJAN CHATTERJEE (AABPCC1531F)	19	0.00	0	0.00	0.00	0	0.00	0	0.00	0.00
5	NELLIE SEN (CXTF56907A)	19	0.00	0	0.00	0.00	0	0.00	0	0.00	0.00
	TOTAL	28499962	60.69	0	0.00	0.00	0	0.00	0	0.00	60.69




**Statement showing holding of securities (including shares, warrants, convertible securities) of persons belonging to the category "Public" and holding more than 1% of the total number of shares**

Sr. No.	Name of the shareholder	Number of shares held	Shares as a percentage of total number of shares i.e., Grand Total (A)+(B)+(C) indicated in Statement at para (I)(a) above]	Details of warrants held	As a % total number of warrants of the same class	Details of convertible securities	% w.r.t total number of convertible securities of the same class	Total shares (including underlying shares assuming full conversion of warrants and convertible securities) as a % of diluted share capital
1	SAIF III MAURITIUS COMPANY LIMITED	4997640	10.64	Number of warrants held	0	0.00	0	10.64
2	RELIANCE CAPITAL TRUSTEE CO. LTD A/C RELIANCE EQUITY OPPORTUNITIES FUND	1058571	2.25	0	0.00	0	0.00	2.25
3	RELIANCE CAPITAL TRUSTEE CO LTD A/C-RELIANCE REGULAR SAVINGSFUND-EQUITY OPTION	699880	1.49	0	0.00	0	0.00	1.49
4	RELIANCE CAPITAL TRUSTEE CO.LTD. - A/C RELIANCE TAX SAVER (ELSS) FUND	492608	1.05	0	0.00	0	0.00	1.05
5	GLIX SECURITIES PRIVATE LIMITED	1720602	3.66	0	0.00	0	0.00	3.66
6	HSBC GLOBAL INVESTMENT FUNDS A/C HSBC GLOBAL INVESTMENT FUNDS MAURITIUS LIMITED	1228669	2.62	0	0.00	0	0.00	2.62
7	SBI MAGNUM GLOBAL FUND	677950	1.44	0	0.00	0	0.00	1.44
8	MORGAN STANLEY MUTUAL FUND A/C MORGAN STANLEY GROWTH FUND	591126	1.26	0	0.00	0	0.00	1.26
9	MANULIFE GLOBAL FUND INDIA EQUITY FUND	578694	1.23	0	0.00	0	0.00	1.23
10	AZIM HASHAM PREMI	634346	1.35	0	0.00	0	0.00	1.35
	<b>TOTAL</b>	<b>12680086</b>	<b>27.00</b>	<b>0</b>	<b>0.00</b>	<b>0</b>	<b>0.00</b>	<b>27.00</b>



(1)(c)(ii) Statement showing holding of securities (including shares, warrants, convertible securities) of persons (together with PAC) belonging to the category "Public" and holding more than 5% of the total number of shares of the company

Sr. No.	Name(s) of the shareholder(s) and the Persons Acting in Concert (PAC) with them	Number of shares	Shares as a percentage of total number of shares [i.e., Grand Total (A)+(B)+(C) indicated in Statement at para (1)(a) above]	Details of warrants		Details of convertible securities		Total shares (including underlying shares assuming full conversion of warrants and convertible securities) as a % of diluted share capital
				Number of warrants	As a % total number of warrants of the same class	Number of convertible securities held	% w.r.t total number of convertible securities of the same class	
1	SAIF III MAURITIUS COMPANY LIMITED	4997640	10.64	0.00	0.00	0.00	0.00	10.64
	<b>TOTAL</b>	<b>4997640</b>	<b>10.64</b>	<b>0.00</b>	<b>0.00</b>	<b>0.00</b>	<b>0.00</b>	<b>10.64</b>



(I)(d) Statement showing details of locked-in shares			
Sr. No.	Name of the shareholder	Number of Locked in Shares	Locked-in shares as a percentage of total number of shares [i.e., Grand Total (A)+(B)+(C) indicated in Statement at para (I)(a) above]
1	ANJAN SNEHAMOY CHATTERJEE - PROMOTER	16529905	35.20
2	AVIK ANJAN CHATTERJEE- RELATIVES OF PROMOTER	19	0.00
3	BISWAJIT MUKHOPADHYAY- PUBLIC	19	0.00
4	GLIX SECURITIES PRIVATE LIMITED - OTHER BODIES CORPORATE	1710000	3.64
5	GLIX SECURITIES PVT. LTD.- OTHER BODIES CORPORATE	10602	0.02
6	HARSHITA ANJAN CHATTERJEE - RELATIVES OF PROMOTERS	19	0.00
7	INDRANIL ANANDA CHATTERJEE- DIRECTOR	19	0.00
8	NELLIE SEN- RELATIVES OF PROMOTERS	19	0.00
9	SAIF III MAURITIUS COMPANY LIMITED - FOREIGN COMPANY	4997640	10.64
10	SUCHHANDA ANJAN CHATTERJEE - PROMOTER	11970000	25.49
<b>TOTAL</b>		<b>35218242</b>	<b>75.00</b>





(II)(a)	Statement showing details of Depository Receipts (DRs)			
Sr. No.	Type of outstanding DR (ADRs, GDRs, SDRs, etc.)	Number of outstanding DRs	Number of shares underlying outstanding DRs	Shares underlying outstanding DRs as a percentage of total number of shares [i.e., Grand Total (A)+(B)+(C) indicated in Statement at para (I)(a) above]
1	NIL	NIL	NIL	NIL
<b>TOTAL</b>		NIL	NIL	NIL



Statement showing holding of Depository Receipts (DRs), where underlying shares held by  
 "Promoter/Promoter Group" are in excess of 1<sup>0</sup>/<sub>6</sub> of the total number of shares  
 (II) (b)

Sr. No.	Name of the DR Holder	Type of outstanding DR (ADRs, GDRs, SDRs, etc.)	Number of shares underlying outstanding DRs	Shares underlying outstanding DRs as a percentage of total number of shares [i.e., Grand Total (A)+(B)+(C) indicated in Statement at para (I)(a) above]
1	NIL	NIL	NIL	NIL
	TOTAL	NIL	NIL	NIL

